

ORDER-Form MetroSHAKE













Smart Roofs for Smart People

DISTRIBUTOR: \_\_\_\_\_

CONTACT: \_\_\_\_\_

DATE: \_\_\_\_\_













PH: \_\_\_\_\_

	ITEM	PROFILE	COLOR	FORMULA	QUANTITY	UNIT-\$	EXTND-\$
1	<b>MetroSHAKE® (Stn-Ctd.) pn-1122</b> 14-½" Pitch Exposure X 50" Long 400 pcs Plt / 20-pcs/Sq. (5.5 lbs ea.)			Sq's X 20 = # panels		\$ -	\$ -
2	<b>SHAKE V-CAP (Stn-Ctd.) pn-2120</b> 14" Pitch Exposure X 6" Wide 60-pcs / Box (.98 lbs ea.) Ridge – Hip			Sq's X 4 = # Caps (L-ft div. 1.2 = Pcs)		\$ -	\$ -
3	<b>SMART-Acc-BATTEN (Bare) pn-324107</b> 1-¾" X 120" (3.55 lbs ea.) <b>(2-Pcs Reqd., per 10-ft, Div by 2 X 10 = Ridge-Hip Ft. )</b>		<i>Only used V-Cap or Barrel Cap</i>	Sq's X 0.700 = # Pcs (L-ft div. 10 = Pcs)		\$ -	\$ -
4	<b>(OPTIONAL) SHINGLE CAP (Stn-Ctd.) pn-2131</b> 9-¾" Pitch Exposure X 8" Wide 60-pcs / Box (.57lbs ea.) Ridge – Hip		<i>Hip-Ridge cuts to be flattened &amp; sealed</i>	Sq's X 6.10 = # Caps (L-ft div. .81 = pcs)		\$ -	\$ -
5	<b>END DISC (Stn-Ctd.) pn-2192</b> Trim End Disc Plate / 6" Wide, Ea. (Use with Shake V-Cap)			Sq's X 0.300 = # Pcs		\$ -	\$ -
6	<b>SHAKE-TILE V-Bat Riser (Stn-Ctd.) pn-3132</b> 2" X ¾" X 79" (2.1 lbs) Ea. Or 15/Pk (Fits onto DRIP EDGE at Fascia)		<i>Fits on top of Drip Edge</i>	Sq's X 0.900 = # Pcs (L-ft div. 6.33 = Pcs)		\$ -	\$ -
7	<b>SHAKE RAKE Channel (Stn-Ctd.) pn-3191</b> 1" X 2" X 79" (3.0lbs) Ea. Or 10/Pk (Fits onto DRIP EDGE at Rake Edge)		<i>Fits on top of Drip Edge</i>	Sq's X 0.900 = # Pcs (L-ft div. 6.33 = Pcs)		\$ -	\$ -
8	<b>DRIP EDGE Metal (Pntd.) pn-3215</b> 1-1/2" X 120" (1.6lbs) Brown, Black or White Ea. Or 10/Pk (Use with Rake Channel & V-Bat Riser Metal)		<i>Use under Rake Channel &amp; V-Bat Riser</i>	Sq's X 0.600 = # Pcs (L-ft div. 9.5 = Pcs)		\$ -	\$ -
	<b>(OPTIONAL) FL-FASCIA 3-1/2" (Stn-Ctd.) pn-3125</b> 3-1/2" X 2" X 79" (3.0 lbs) Ea. Or 15/Pk		<i>Use instead of Drip Edge</i>	Sq's X 0.900 = # Pcs (L-ft div. 6.33 = Pcs)		\$ -	\$ -
	<b>(OPTIONAL) TRIM CAP RAKE METAL (Stn-Ctd.) pn-3112</b> 79" X 4" X 2" top flange 1-pc 3.5lbs. Ea. Or 15/Pk <i>Used to align Trim caps &amp; instead of drip edge on Rakes</i>		<i>Use when Trim Caps on Rake</i>	Sq's X 0.916 = # Pcs (L-ft div. 6.33 = Pcs)		\$ -	\$ -

ORDER-Form MetroSHAKE






Smart Roofs for Smart People

	ITEM	PROFILE	COLOR	FORMULA	QUANTITY	UNIT-\$	EXTND-\$
9	<b>SMART-VALLEY (Bare) pn-324109</b> 1-½" X 9-¾" X 120" (7.35 lbs ea.) (2-Pcs Reqd., per 10-ft, Div by 2 X 10 = Valley Ft. )			Sq's X 0.360 = # Pcs (L-ft div. 9.5 X 2 = Pcs)		\$ -	\$ -
	<b>(OPTIONAL) 20" Dbl., 'V' SHINGLE VALLEY (Pntd.) pn-3219</b> 20" X ¾" X 120" *12.5 lbs ea.) BLACK or BROWN (1-Pc Reqd., per 10-ft, Div by 10 = Valley Ft. )			Sq's X 0.180 = # Pcs (L-ft div 9.5 = Pcs) <i>1-Pc Valley Metal</i>		\$ -	\$ -
10	<b>VALLEY CENTER COVER (Stn-Ctd.) pn-3124</b> Center of Valley 4" X 79" (3.7 lbs ea.) Each or 20-pcs / Pk			Sq's X 0.280 = # Pcs (L-ft div. 6.33 = Pcs)		\$ -	\$ -
11	<b>(OPTIONAL) 5"-FASCIA / COUNTER FLASH (Stn-Ctd.) pn-3111</b> 5" X ¾" X 79" (3.75 lbs) Ea. Or 15/Pk		<i>Use around Chimney as Counter Flashing</i>	Sq's X 0.900 = # Pcs (L-ft div. 6.33 = Pcs)		\$ -	\$ -
	<b>HEAD / SIDE WALL Flashing (Stn-Ctd.) pn-3113</b> 2-½" X 79" (3.3 lbs ea.) Each or 15-pcs / Pk Various			Sq's X 0.470 = # Pcs (L-ft div. 6.33 = Pcs)		\$ -	\$ -
12	<b>SIDE-WALL Underpan (Pntd.) pn-302000</b> 3" X 4" X 120" Painted (5.0 lbs ea.)			Sq's X 0.309 = # Pcs (L-ft div. 9.5 = Pcs)		\$ -	\$ -
13	<b>(OPTIONAL) Z-BAR Large (Stn-Ctd.) pn-3127</b> 2-1/2" X ¾" 2-1/2" X 79" (2.5lbs ea.) Each or 15-pcs / Pk			(Lin-ft div 6.33 = Pcs)	0	\$ -	\$ -
	<b>(OPTIONAL) Z-BAR Small (Stn-Ctd.) pn-3128</b> 1-3/8" X 1/2" 1-3/8" X 79" (2lbs ea.) Each or 20-pcs / Pk			(Lin-ft div 6.33 = Pcs)	0	\$ -	\$ -
14	<b>SMART-Vent SHAKE (Stn-Ctd.) pn-3173</b> Ventilator panel 82 Sq in of NFVA 52" X 3-5" X 16-¾" (10.5 lbs ea.)			Sq's X 0.200 = # Pcs		\$ -	\$ -
15	<b>FLAT STOCK Sheets (Stn-Ctd.) pn-33130</b> 18" X 52" (5.7 lbs ea.)		<i>Used behind Chimney / Skylight areas</i>	Sq's X 0.100 = # Pcs (L-ft div. 4.16 = Pcs)		\$ -	\$ -
16	<b>A) SMART-Jack 3-N-1 (Stn-Ctd.) pn-3165-Bx 10-pcs or 3167 ea.</b> Pipe Penetrations - Small base (1.0 lbs ea.)			A) = # BOX		\$ -	\$ -
				A) Sq's X 0.33 = # Pcs		\$ -	\$ -
17	<b>B) SMART-Jack 3-N-4 (Stn-Ctd.) pn-3166-Bx or 3168 ea,</b>			B) = # BOX		\$ -	\$ -
				B) Sq's X 0.066 = # Pcs		\$ -	\$ -

ORDER-Form MetroSHAKE



Smart Roofs for Smart People

	ITEM	PROFILE	COLOR	FORMULA	QUANTITY	UNIT-\$	EXTND-\$
18	<b>SMART-Sleeve (Stn-Ctd.) pn-3195-Bx 6-pcs</b> Pipe Penetrations from ¾" to 4" dia (1.65 lbs. ea.)			= # BOX		\$ -	\$ -
19	<b>SMART-Sleeve (Stn-Ctd.) pn-3194 ea.</b>			Sq's X 0.100 = # Pcs		\$ -	\$ -
20	<b>TOUCH-UP Kit pn-5112 ea.</b> Acrylic, Brush & Stone Chip (3.90 lbs ea.) <i>Used to repair minor panel &amp; trim scratches</i>			Sq's X 0.033 = # Kits		\$ -	\$ -
21	<b>SPRAY PAINT pn-5013XX</b> 12oz can (.09 lbs ea.)			Sq's X .07 = # Cans		\$ -	\$ -
22	<b>STITCH SCREWS (Pntd.) pn-502100</b> #8 X ½" HWH BLACK screws (.50 lbs ea.) Sold by 250-pcs/Bag		N/A	Sq's X 0.033 = # Bags		\$ -	\$ -
23	<b>#10 X 2-1/2" HWH PANEL SCREWS (Pntd.) pn-5037</b> Sold by 1.5k/Box (22.0 lbs.) <i>Used when extra fastener length is required</i>			Sq's X 0.143 = # Boxes		\$ -	\$ -
24	<b>#10 X 1-1/2" HWH w/Rubber Washer (Bare) pn-502102</b> 2.5k/Bx Sold by the Bag 250/Bag (.5 lbs.)		<i>Use to fasten Valley Pan</i>	1 - (250-pc) Bag		\$ -	\$ -
25	<b>#10 X 1" HWH ACC-SCREWS (Pntd.) pn-5042</b> 3k/Bx Sold by 250-pcs/Bag (2.4 lbs.)		<i>Use to fasten Trim Caps</i>	Sq's X 0.065 = # Bags		\$ -	\$ -
26	<b>(OPTIONAL) #10 X 2" HWH PANEL -SCREWS (Pntd.) pn-5034</b> Sold by 2k/Box (22.0 lbs.)			Sq's X 0.107 = # Boxes		\$ -	\$ -
27	<b>(OPTIONAL) #10 X 2" HWH PANEL-Stainless Steel SCREWS (Pntd.) pn-5034</b> Sold by 2k/Box (22.0 lbs.)			Sq's X 0.107 = # Boxes		\$ -	\$ -
28	<b>(OPTIONAL) #10 X 2-1/2" HWH PANEL Stainless Steel SCREWS (Pntd.) pn-5036</b> Sold by 1.5k/Box (22.0 lbs.) <i>Used when extra fastener length is required</i>			Sq's X 0.143 = # Boxes		\$ -	\$ -
						<b>TOTAL</b>	<b>\$ -</b>