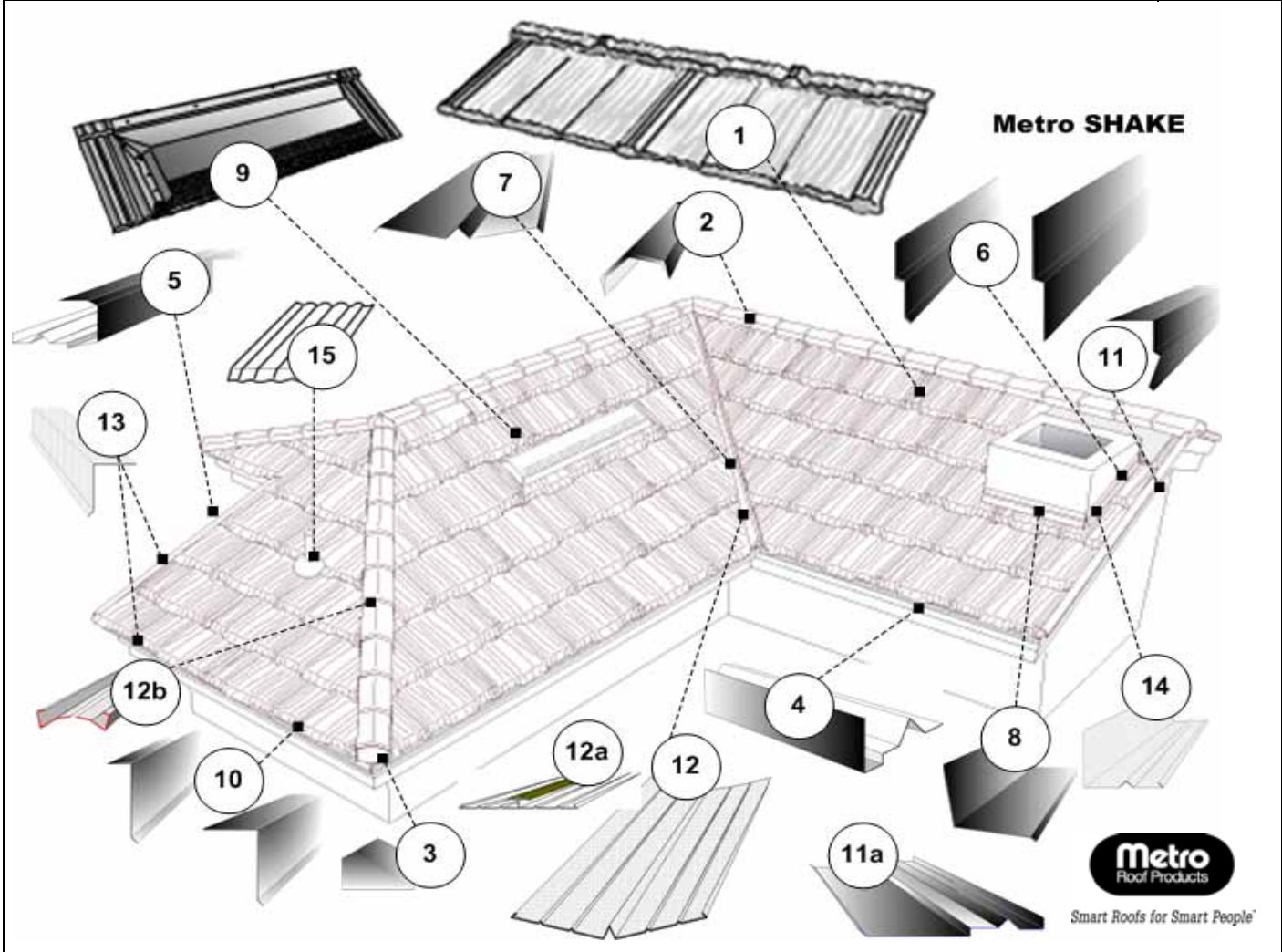


# SHAKE

Installs - BATTEN-LESS or on 1X4 BATTENS (20-pcs / Sq.) COVER - 14.5" X 49.5"

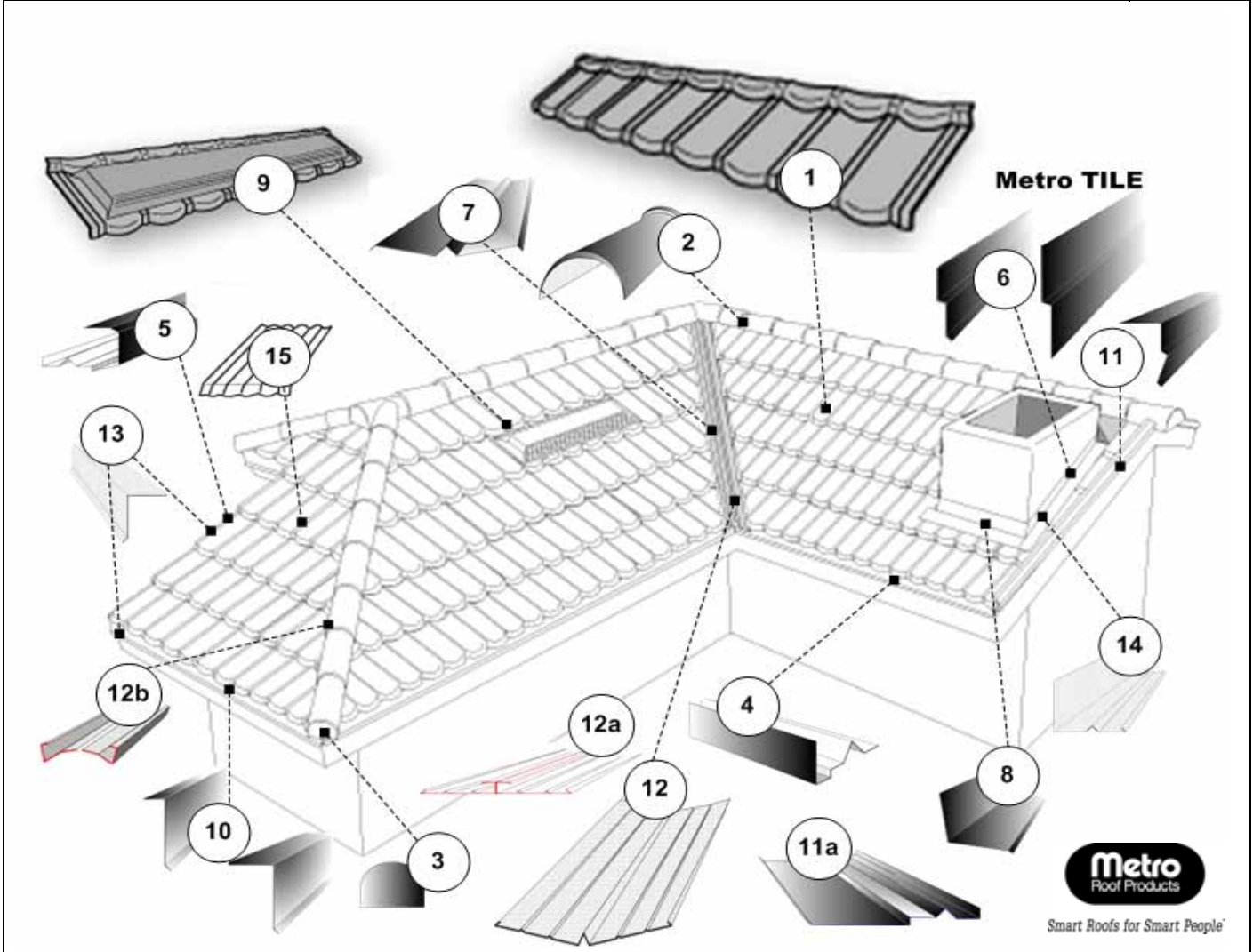
ITEM REF	DESCRIPTION - Stone-Coated	PKG QTY.	WGT.	SIZE	PN-#	PRICE
1	Metro Shake Panels	400-pcs/PLT	5.5lbs	16-3/4" X 52"	1122XX	
2	Shake 'V' Trim Cap	60-pcs/BOX	.98lbs	14-1/2" X 6"	2120XX	
3	Shake 'V' End Disc	1-pc	.01lbs	6" X 3"	2192XX	
4	Shake & Tile V-BAT RISER Metal	10-pcs	2.0lbs	2-3/4" X 79"	3132XX	
5	Shake Rake Channel	6-pcs	3.0lbs	1" X 2" X 79"	3191XX	
6	Z-Bar Metal	10-pcs	2.5lbs	2-1/2" X 79"	3127XX	
	SMALL Z-Bar Metal	10-pcs	2.0lbs	1-3/8" X 79"	3128XX	
7	Valley Center Cover	10-pcs	3.7lbs	4" X 79"	3124XX	
8	Head Wall Flashing	10-pcs	3.3lbs	2-1/2" X 79"	3113XX	
9	SHAKE SMARTvent panel 82Sq in NFVA	1-pcs	10.5lbs	16-3/4" X 52"	3173XX	
	3-1/2" Fascia Metal (3/4" Top Flange)	10-pcs	2.5lbs	3-1/2" X 79"	3101XX	
10	3-1/2" FL-Fascia Metal (2" Top Flange)	10-pcs	3.0lbs	3-1/2" X 79"	3125XX	
	5" Fascia Metal (3/4" Top Flange)	10-pcs	3.75lbs	5" X 79"	3111XX	
11	TRIM CAP Rake Metal 2" Top Flange	1-pcs	3.5lbs	4" X 79"	3112XX	
11a	Tie-In Metal (Use to tie-in Flat-to-Pitched roof sections)	1-pcs	3.5lbs	4" X 79"	3126XX	
ITEM REF	DESCRIPTION - Painted / Bare	PKG QTY.	WGT.	SIZE	PN-#	PRICE
12	20" Dbl., 'V' Shingle Valley BLACK-01, BROWN-02	1-pcs	12.5lbs	20" X 120"	3219XX	
	7" 'W' Valley Metal BLACK-01, BROWN-02	1-pcs	6.2lbs	7" X 120"	3222XX	
12a	SMART-Valley (Bare, 2-pcs Reqd.,per 10-ft + 1-Pc Valley Cover sold separately) BLACK inside	1-pcs	7.35lbs	1-1/2" X 9-1/4" X 120"	324109	
12b	SMART-Acc-Batten (Bare, 2-pcs per 10-ft)	1-pcs	3.55lbs	1-1/4" X 120"	324107	
13	Drip Edge BLACK-01, BROWN-02, WHITE-03	1-pcs	1.6lbs	1-1/2" X 120"	3215XX	
	FL Drip Edge 26-ga BLACK-01, BROWN-02, WHITE-03	1-pcs	1.8lbs	2-1/2" X 120"	3241XX	
14	Side-Wall Underpan Metal	1-pcs	5.0lbs	3" X 120"	302000	
15	2-Pan Under Flashing	1-pcs	1.7lbs	14-1/2" X 21"	301206	



**TILE**

Installs - **BATTEN-LESS** or on **1X4 BATTENS (20-pcs / Sq.) COVER - 14.5" X 50"**

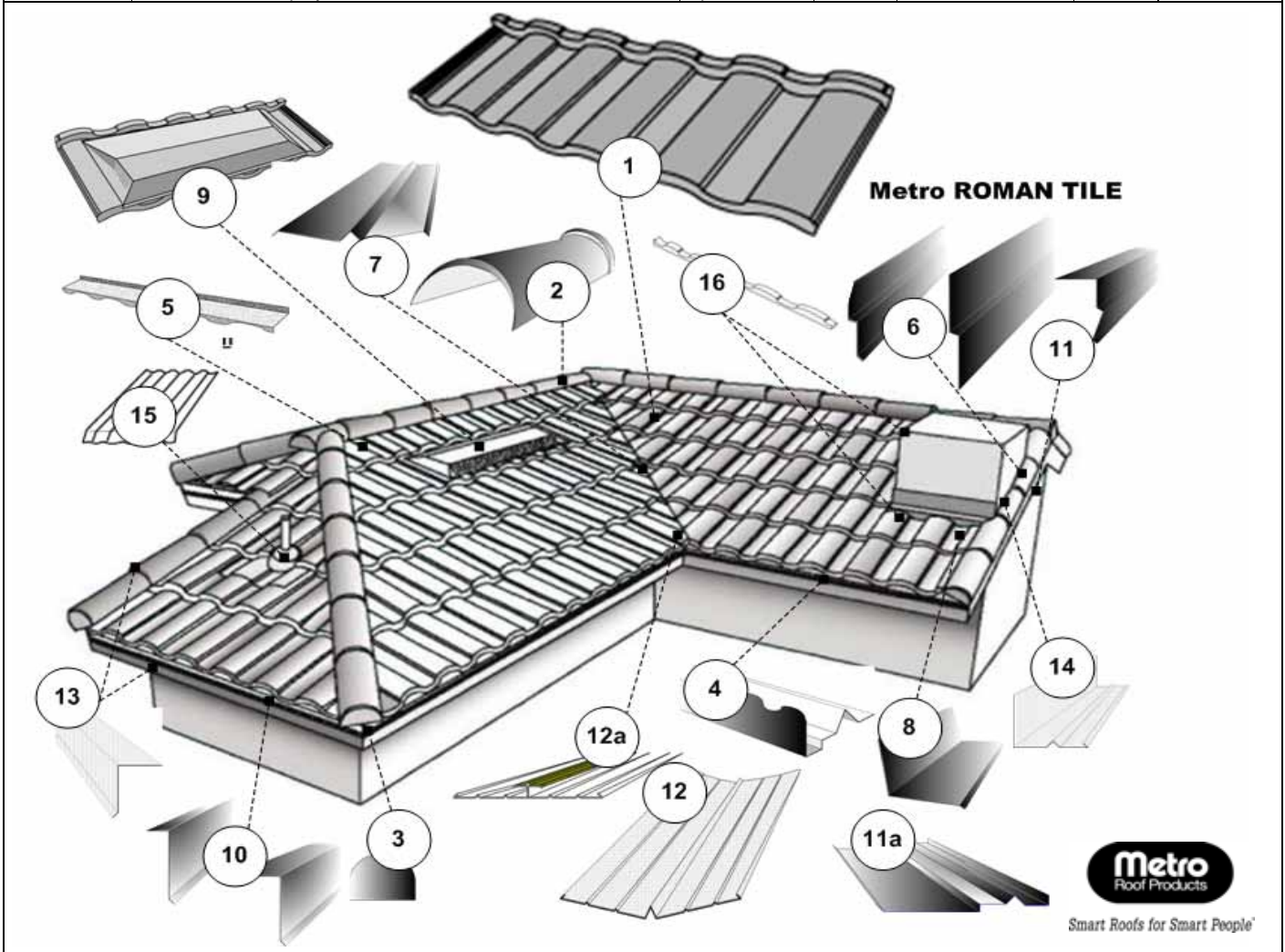
ITEM REF	DESCRIPTION - Stone-Coated	PKG QTY.	WGT.	SIZE	PN-#	PRICE
1	Metro Tile Panels	400-pcs/PLT	5.5lbs	16-3/4" X 52"	1112XX	
2	Barrel Trim Cap	60-pcs/BOX	.98lbs	14-1/2" X 6"	2108XX	
3	Barrel End Disc	1-pc	.01lbs	6" X 3"	2191XX	
4	Shake & Tile V-BAT RISER Metal	10-pcs	2.0lbs	2-3/4" X 79"	3132XX	
5	Shake Rake Channel	6-pcs	3.0lbs	1" X 2" X 79"	3191XX	
6	Z-Bar Metal	10-pcs	2.5lbs	2-1/2" X 79"	3127XX	
	SMALL Z-Bar Metal	10-pcs	2.0lbs	1-3/8" X 79"	3128XX	
7	Valley Center Cover	10-pcs	3.7lbs	4" X 79"	3124XX	
8	Head Wall Flashing	10-pcs	3.3lbs	2-1/2" X 79"	3113XX	
9	TILE SMARTvent panel 82Sq in NFVA	1-pcs	10.5lbs	16-3/4" X 52"	3175XX	
10	3-1/2" Fascia Metal (3/4" Top Flange)	10-pcs	2.5lbs	3-1/2" X 79"	3101XX	
	3-1/2" FL-Fascia Metal (2" Top Flange)	10-pcs	3.0lbs	3-1/2" X 79"	3125XX	
	5" Fascia Metal (3/4" Top Flange)	10-pcs	3.75lbs	5" X 79"	3111XX	
11	TRIM CAP Rake Metal 2" Top Flange	1-pcs	3.5lbs	4" X 79"	3112XX	
11a	Tie-In Metal (Use to tie-in Flat-to-Pitched roof sections)	1-pcs	3.5lbs	4" X 79"	3126XX	
ITEM REF	DESCRIPTION Painted / Bare	PKG QTY.	WGT.	SIZE	PN-#	PRICE
12	20" Dbl., 'V' Shingle Valley BLACK-01, BROWN-02	1-pcs	12.5lbs	20" X 120"	3219XX	
	7" 'W' Valley Metal BLACK-01, BROWN-02	1-pcs	6.2lbs	7" X 120"	3222XX	
12a	SMART-Valley (Bare, 2-pcs Reqd.,per 10-ft + 1-Pc Valley Cover sold separately) BLACK inside	1-pcs	7.35lbs	1-1/2" X 9-1/4" X 120"	324109	
12b	SMART-Acc-Batten (Bare, 2-pcs per 10-ft)	1-pcs	3.55lbs	1-1/4" X 120"	324107	
13	Drip Edge BLACK-01, BROWN-02, WHITE-03	1-pcs	1.6lbs	1-1/2" X 120"	3215XX	
	FL Drip Edge 26-ga BLACK-01, BROWN-02, WHITE-03	1-pcs	1.8lbs	2-1/2" X 120"	3241XX	
14	Side-Wall Underpan Metal	1-pcs	5.0lbs	3" X 120"	302000	
15	2-Pan Under Flashing	1-pcs	1.7lbs	14-1/2" X 21"	301200	



# ROMAN TILE

Installs - **BATTEN-LESS** or on **1X4 BATTENS (21-pcs / Sq.) COVER - 14.5" X 48"**

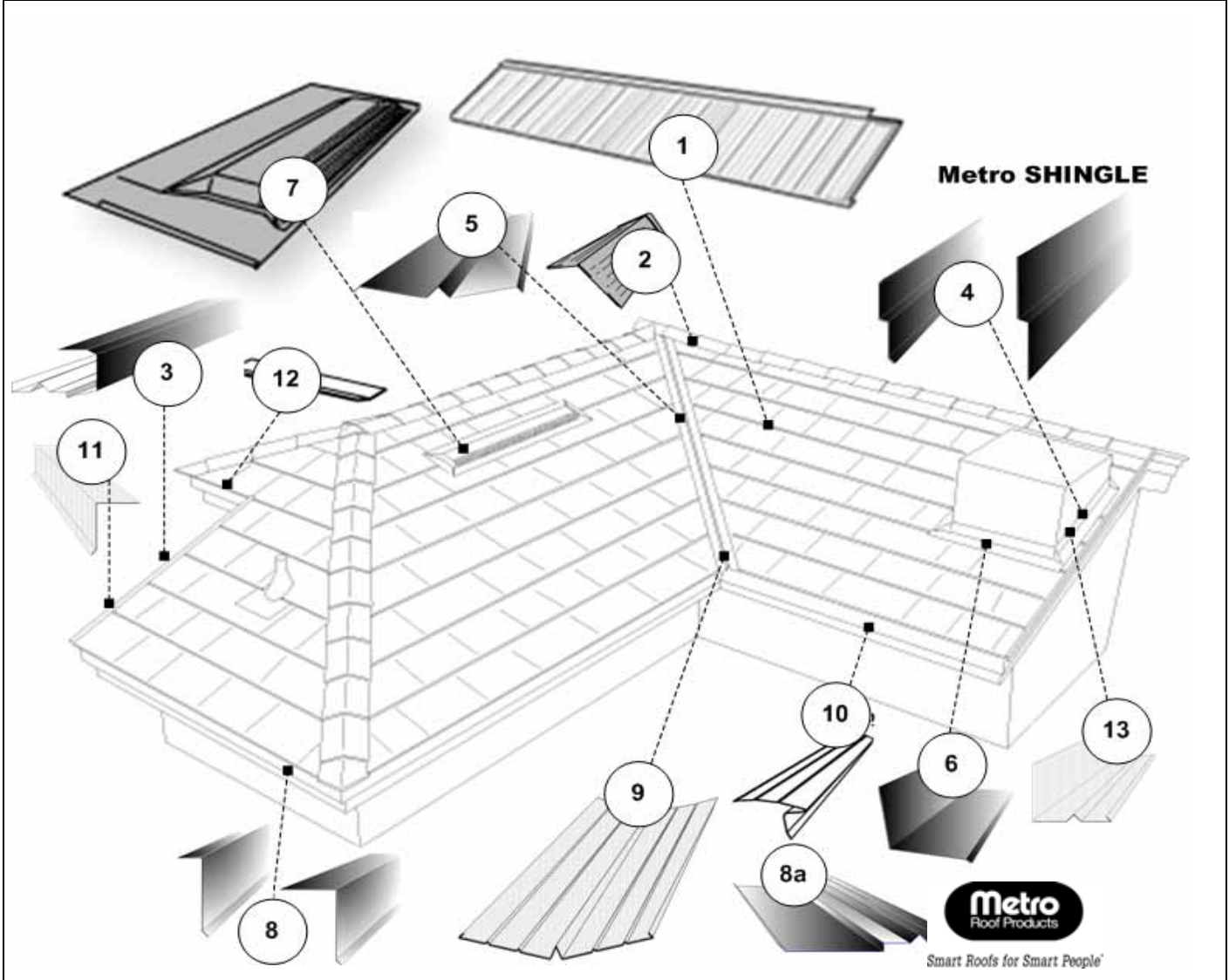
ITEM REF	DESCRIPTION - Stone-Coated	PKG QTY.	WGT.	SIZE	PN-#	PRICE
1	Metro Roman Panels	400-pcs/PLT	5.5lbs	16-3/4" X 52"	1109XX	
2	Barrel Trim Cap	60-pcs/BOX	.98lbs	14-1/2" X 6"	2108XX	
3	Barrel End Disc	1-pc	.01lbs	6" X 3"	2191XX	
4	Bird Stop V-bat Riser Flashing	10-pcs	2.7lbs	1" X 79"	3134XX	
5	Top Course Flashing	10-pcs	4.10lbs	4-1/2" X 1-1/2" X 79"	3136XX	
6	Z-Bar Metal	10-pcs	2.5lbs	2-1/2" X 79"	3127XX	
7	SMALL Z-Bar Metal	10-pcs	2.0lbs	1-3/8" X 79"	3128XX	
8	Valley Center Cover	10-pcs	3.7lbs	4" X 79"	3124XX	
9	Head Wall Flashing	10-pcs	3.3lbs	2-1/2" X 79"	3113XX	
10	ROMAN SMARTvent panel 82Sq in NFVA	1-pcs	10.5lbs	16-3/4" X 52"	3177XX	
11	3-1/2" Fascia Metal (3/4" Top Flange)	10-pcs	2.5lbs	3-1/2" X 79"	3101XX	
11a	3-1/2" FL-Fascia Metal (2" Top Flange)	10-pcs	3.0lbs	3-1/2" X 79"	3125XX	
	5" Fascia Metal (3/4" Top Flange)	10-pcs	3.75lbs	5" X 79"	3111XX	
	TRIM CAP Rake Metal 2" Top Flange	1-pcs	3.5lbs	4" X 79"	3112XX	
	Tie-In Metal (Use to tie-in Flat-to-Pitched roof sections)	1-pcs	3.5lbs	4" X 79"	3126XX	
ITEM REF	DESCRIPTION - Painted / Bare	PKG QTY.	WGT.	SIZE	PN-#	PRICE
12	20" Dbl., 'V' Shingle Valley BLACK-01, BROWN-02	1-pcs	12.5lbs	20" X 120"	3219XX	
	7" 'W' Valley Metal BLACK-01, BROWN-02	1-pcs	6.2lbs	7" X 120"	3222XX	
12a	SMART-Valley (Bare, 2-pcs Req'd.,per 10-ft + 1-Pc Valley Cover sold separately) BLACK inside	1-pcs	7.35lbs	1-1/2" X 9-1/4" X 120"	324109	
13	Drip Edge BLACK-01, BROWN-02, WHITE-03	1-pcs	1.6lbs	1-1/2" X 120"	3215XX	
	FL Drip Edge 26-ga BLACK-01, BROWN-02, WHITE-03	1-pcs	1.8lbs	2-1/2" X 120"	3241XX	
14	Side-Wall Underpan Metal	1-pcs	5.0lbs	3" X 120"	302000	
15	2-Pan Under Flashing	1-pcs	1.7lbs	14-1/2" X 21"	301200	
16	Foam Closure Strip	40-pcs/BOX	6.0lbs	1" X 48"	864003	
	Roman P.O.P Display	1-pcs	28.0lbs	26-1/2" X 48" X 6"	705105	



# SHINGLE

Installs - **BATTEN-LESS (31-pcs / Sq.) COVER - 9.75" X 50"**

ITEM REF	DESCRIPTION - Stone-Coated	PKG QTY.	WGT.	SIZE	PN-#	PRICE
1	Metro Shingle Panels	480-pcs/PLT	3.6lbs	10-1/2" X 52"	1131XX	
2	Shingle Trim Cap	60-pcs/BOX	.57lbs	9-3/4" X 6"	2131XX	
3	Shingle Rake Channel	6-pcs	3.0lbs	1" X 2" X 79"	3190XX	
4	Z-Bar Metal	10-pcs	2.5lbs	2-1/2" X 79"	3127XX	
	SMALL Z-Bar Metal	10-pcs	2.0lbs	1-3/8" X 79"	3128XX	
5	Valley Center Cover	10-pcs	3.7lbs	4" X 79"	3124XX	
6	Head Wall Flashing	10-pcs	3.3lbs	2-1/2" X 79"	3113XX	
7	Shingle SMARTvent panel 90Sq in NFVA	1-pcs	10.5lbs	16-3/4" X 52"	3171XX	
8	3-1/2" FL-Fascia Metal (2" Top Flange)	10-pcs	3.0lbs	3-1/2" X 79"	3125XX	
8a	Tie-In Metal (Use to tie-in Flat-to-Pitched roof sections)	1-pcs	3.5lbs	4" X 79"	3126XX	
ITEM REF	DESCRIPTION - Painted / Bare	PKG QTY.	WGT.	SIZE	PN-#	PRICE
9	20" Dbl., 'V' Shingle Valley BLACK-01, BROWN-02	1-pcs	12.5lbs	20" X 120"	3219XX	
10	Fascia Starter Metal BLACK-01, BROWN-02 WHITE-03	1-pcs	2.5lbs	3" X 120"	3213XX	
11	Drip Edge BLACK-01, BROWN-02, WHITE-03	1-pcs	1.6lbs	1-1/2" X 120"	3215XX	
	FL Drip Edge 26-ga BLACK-01, BROWN-02, WHITE-03	1-pcs	1.8lbs	2-1/2" X 120"	3241XX	
12	Short Course Cleat	1-pcs	1.5lbs	2" X 120"	301800	
13	Side-Wall Underpan Metal	1-pcs	5.0lbs	3" X 120"	302000	



## ACCESSORIES

DESCRIPTION - Accessories	PKG QTY.	WGT.	SIZE	PN-#	PRICE
<b>BOX-SMART jack 3-in-1 STONE-COATED</b>	<b>10-pcs/BOX</b>	<b>12.0 lbs</b>	12" X 16"	<b>3165XX</b>	
SMART jack 3-in-1 STONE-COATED	1-pcs	1.0lbs	12" X 16"	3167XX	
<b>BOX-Roman SMART jack 3-in-1 18X18 STONE-COATED</b>	<b>10-pcs/BOX</b>	<b>14.0 lbs</b>	18" X 18"	<b>3161XX</b>	
Roman SMART jack 3-in-1 18X18 STONE-COATED	1-pcs	1.4lbs	18" X 18"	3162XX	
<b>BOX-SMART jack 3-in-4 STONE-COATED</b>	<b>10-pcs/BOX</b>	<b>1.0 lbs</b>	12" X 16"	<b>3166XX</b>	
SMART jack 3-in-4 STONE-COATED	1-pcs	1.0lbs	12" X 16"	3168XX	
<b>BOX-Roman SMART jack 3-in-4 18X18 STONE-COATED</b>	<b>10-pcs/BOX</b>	<b>14.0 lbs</b>	18" X 18"	<b>3163XX</b>	
Roman SMART jack 3-in-4 18X18 STONE-COATED.	1-pcs	1.4lbs	18" X 18"	3164XX	
SMART-sleeve 3/4" - 4" STONE-COATED	1-pcs	1.0lbs	N/A	3194XX	
<b>BOX-SMART-sleeve 3/4" - 4" STONE-COATED</b>	<b>6-Pcs / BOX</b>	<b>14.0 lbs</b>	N/A	<b>3195XX</b>	
Bulk BASE COAT Per Gallon	1-gal.	10.5 lbs.	N/A	8810XX	
Touch-Up Kit Acrylic, Chip & Brush	1-pcs	3.9lbs	N/A	5112XX	
Bulk Stone Chip per lb.,	1-pcs	1.0lbs	N/A	8710XX	
Bulk Stone Chip per 50-lb., sack	1-bag	50.00 lbs	N/A	5111XX	
Sealant Tubes ea. 30-case	1-pcs	1.1lbs	N/A	5014XX	
Spray Paint 12oz. Can ea.	1-pcs	.09lbs	N/A	5013XX	
HH Stitch Screws (Black Only!)	250/Bag	.50lbs	#8 X 1/2"	502100	
1-1/2" HWH Screws for VALLEY pans (Black Only!)	250/Bag	2.4lbs	#10 X 1-1/2"	502102	
<b>Hex Head (HH) Screws WHITE-14, BLACK-15, BROWN-16, RED-20, MISSION GOLD/TERRA COTTA-21, OAK-22</b>					
1" HWH CARBON Steel Screws for TRIM CAPS 3k/Bx sold by Bag	250-pcs/BAG	2.4lbs	#10 X 1"	5042XX	
2" HWH CARBON Steel Screws for PANELS 2k/Bx	2k-pcs/BOX	22.0lbs	#10 X 2"	5031XX	
2" SMART-Fast™ STAINLESS Steel 2,000/BX	<b>2k-pcs/BOX</b>	<b>22.0lbs</b>	#10 X 2"	<b>5034XX</b>	
2-1/2" HH CARBON Steel Screws 1,500/BX	1.5k-pcs/BOX	22.0lbs	#10 X 2-1/2"	5037XX	
2-1/2" SMART-Fast™ STAINLESS Steel 1,500/BX	<b>1.5k-pcs/BOX</b>	<b>22.0lbs</b>	#10 X 2-1/2"	<b>5036XX</b>	
2" HH CARBON Steel Screws 500/Bag	.5k-pcs/BAG	5.5lbs	#10 X 2"	5035XX	
2" SMART-Fast™ HH STAINLESS Steel Screws 500/Bag	<b>.5k-pcs/BAG</b>	<b>5.5lbs</b>	#10 X 2"	<b>5038XX</b>	
<b>BLACK Ring Shank Gun Nails (Stick Magazine 21-degree)</b>					
<b>2" X .131" BLACK Ring Shank nails 4,000/BX</b>	<b>4k-pcs/BOX</b>	<b>32.0lbs</b>	2" X .131" dia	<b>503117</b>	
<b>2-3/8" X .131" BLACK Ring Shank nails 4,000/BX</b>	<b>4k-pcs/BOX</b>	<b>41.0lbs</b>	2-3/8" X .131" dia.	<b>503119</b>	
<b>3" X .131" BLACK Ring Shank nails 4,000/BX</b>	<b>4k-pcs/BOX</b>	<b>53.0lbs</b>	3" X .131" dia.	<b>503107</b>	
3-1/4" X .131" RING Shank batten nails 4,000/BX	4k-pcs/BOX	53.0lbs	3-1/4" X .131" dia.	503106	
3-1/4" X .131" SMOOTH shank Batten nails 4,000/BX	4k-pcs/BOX	53.0lbs	3-1/4" X .131" dia.	503105	
RING shank coil nails 1-1/4" (Used for SHINGLE panels) 7,200/BX	7.2k-pcs/BOX	30.0lbs	1-1/4" X .118" dia.	503112	
<b>Flat Sheets STONE-COATED</b>					
60" Chimney Saddle 4" X 18" X 60" (Bare finish)	1-pcs	6.75lbs	18" X 60"	301105	
120" Chimney Saddle 4" X 18" X 120" (Bare finish)	1-pcs	13.5lbs	18" X 120"	301110	
<b>INSTALLATION TOOLS - Full Install Kit for Panel Cutting &amp; Bending</b>					
Install Kit = 1-Cutter, 1-Bottom Bender & 1-Top Bender (Two vendors 'G'-PN-# 505104 or 'M'-PN-# 506104)	1-pcs	165lbs	N/A	505104	
Cutter (for cutting panels)	1-pcs	39lbs	N/A	505101	
Top Bender (for Ridge & Roof-to-Wall bends)	1-pcs	62lbs	N/A	505102	
Bottom Bender (for Hip & Valley bends)	1-pcs	46lbs	N/A	505103	
Batten Spacer tool (2-Reqd., sold individually)	1pcs	2.7lbs	N/A	508100	
Dent Bar	1-pcs	6.0lbs	N/A	508105	

<b>SHAKE</b>		<b>Color Policy</b>
<b>COLOR POLICY</b>	<b>STANDARD</b> SHADOW-WOOD-51, WALNUT-60, WEATHERED-TIMBER-65, WESTERN-WOOD-66 <i>In-Stock allow up to 2-weeks from P.O. order date</i>	
	<b>PREMIUM</b> BIRCH-II-31, CEDAR-34, CHARCOAL-35 <i>Non-Stock up-charge per panel &amp; per trim cap allow up to 3-weeks from P.O. order date</i>	
	<b>SPECIAL</b> BLUE-32, PEARL WHITE-70 ES, ASPEN-71-ES, OAK-47-ES, WEATHER-SLATE-68, BARCELONA-23, BEECHWOOD-25, MISSION-GOLD-44-ES, MISSION-RED-45, SAGE-GREEN-50, TERRA-COTTA-55 <i>Non-Stock up-charge per panel &amp; per trim cap allow up to 4-weeks from P.O. order date</i>	
	<b>SOLAR-SHL</b> DRIFTWOOD-37-ES <i>Non-Stock up-charge per panel &amp; per trim cap allow up to 4-weeks from P.O. order date</i>	
	<b>CUSTOM</b> Color <i>Non-Stock up-charge per panel &amp; per trim cap Factory to establish delivery date</i>	
	<i>Premium, Special &amp; Custom orders are "Non-Cancellable" after issue of P.O. to Metro. Std., colors can only be cancelled within 24-hrs of P.O. issue date</i>	
<b>TILE</b>		<b>Color Policy</b>
<b>COLOR POLICY</b>	<b>STANDARD</b> SHADOW-WOOD-51, MISSION RED-45, TERRA COTTA-55, WEATHERED-TIMBER-65 <i>In-Stock allow up to 2-weeks from P.O. order date</i>	
	<b>PREMIUM</b> BIRCH-II-31, CHARCOAL-35, MISSION GOLD-44-ES, WALNUT-60 <i>Non-Stock up-charge per panel &amp; per trim cap allow up to 3-weeks from P.O. order date</i>	
	<b>SPECIAL</b> BLUE-32, PEARL WHITE-70-ES, ASPEN-71-ES, OAK-47-ES, WEATHER-SLATE-68, SAGE-GREEN-50, BEECHWOOD-25, WESTERN-WOOD-66, CEDAR-34, BARCELONA-23 <i>Non-Stock up-charge per panel &amp; per trim cap allow up to 4-weeks from P.O. order date</i>	
	<b>SOLAR-SHL</b> DRIFTWOOD-37-ES <i>Non-Stock up-charge per panel &amp; per trim cap allow up to 4-weeks from P.O. order date</i>	
	<b>CUSTOM</b> Color <i>Non-Stock up-charge per panel &amp; per trim cap Factory to establish delivery date</i>	
	<i>Premium, Special &amp; Custom orders are "Non-Cancellable" after issue of P.O. to Metro. Std., colors can only be cancelled within 24-hrs of P.O. issue date</i>	
<b>ROMAN TILE</b>		<b>Color Policy</b>
<b>COLOR POLICY</b>	<b>STANDARD</b> BARCELONA-23, MISSION GOLD-44-ES, MISSION RED-45, TERRA COTTA-55 <i>In-Stock allow up to 2-weeks from P.O. order date</i>	
	<b>PREMIUM</b> CHARCOAL-35, SHADOW-WOOD-51, WALNUT-60, WEATHERED-TIMBER-65 <i>Non-Stock up-charge per panel &amp; per trim cap allow up to 3-weeks from P.O. order date</i>	
	<b>SPECIAL</b> BLUE-32, PEARL WHITE-70-ES, ASPEN-71-ES, OAK-47-ES, WEATHER-SLATE-68, BEECHWOOD-25, BIRCH-II-31, CEDAR-34, SAGE-GREEN-50, WESTERN-WOOD-66 <i>Non-Stock up-charge per panel &amp; per trim cap allow up to 4-weeks from P.O. order date</i>	
	<b>SOLAR-SHL</b> DRIFTWOOD-37-ES <i>Non-Stock up-charge per panel &amp; per trim cap allow up to 4-weeks from P.O. order date</i>	
	<b>CUSTOM</b> Color <i>Non-Stock up-charge per panel &amp; per trim cap Factory to establish delivery date</i>	
	<i>Premium, Special &amp; Custom orders are "Non-Cancellable" after issue of P.O. to Metro. Std., colors can only be cancelled within 24-hrs of P.O. issue date</i>	
<b>SHINGLE</b>		<b>Color Policy</b>
<b>COLOR POLICY</b>	<b>STANDARD</b> BIRCH-II-31, CHARCOAL-35, WALNUT-60, WEATHERED-TIMBER-65 <i>In-Stock allow up to 2-weeks from P.O. order date</i>	
	<b>PREMIUM</b> BEECHWOOD-25, CEDAR-34, SHADOW-WOOD-51 <i>Non-Stock up-charge per panel &amp; per trim cap allow up to 3-weeks from P.O. order date</i>	
	<b>SPECIAL</b> BLUE-32, PEARL WHITE-70-ES, ASPEN-71-ES, OAK-47-ES, WEATHER-SLATE-68, BARCELONA-23, MISSION-GOLD-44-ES, MISSION-RED-45, SAGE-GREEN-50, TERRA-COTTA-55, WESTERN-WOOD-66 <i>Non-Stock up-charge per panel &amp; per trim cap allow up to 4-weeks from P.O. order date</i>	
	<b>SOLAR-SHL</b> DRIFTWOOD-37-ES <i>Non-Stock up-charge per panel &amp; per trim cap allow up to 4-weeks from P.O. order date</i>	
	<b>CUSTOM</b> Color <i>Non-Stock up-charge per panel &amp; per trim cap Factory to establish delivery date</i>	
	<i>Premium, Special &amp; Custom orders are "Non-Cancellable" after issue of P.O. to Metro. Std., colors can only be cancelled within 24-hrs of P.O. issue date</i>	